

EOP PROGRAM INFORMATION UDPATES

Perspective Student Center



Lorena Malo
Assistant Coordinator for Outreach & Recruitment
EOP Program



Today's Talking Points:

1. SDSU Campus News
2. Important Dates for EOP Transfer Students
3. EOP Program Services
4. Cal State Apply and Online Resources
 - Cal State account set up
 - EOP application
 - EOP recommender account & recommendations
5. Q & A



1

SDSU in the news...



New President!

- June 2018
- vice chancellor UC Davis
- 9th permanent president
- 1st woman permanent president
- 1st minority, 1st Latina

Plans for expansion

- SDSU Mission Valley- 2020 Stadium construction set to begin
- <http://advancement.sdsu.edu/missionValley/www/index.html>



Important Dates for EOP Transfer Students

Apply at: <https://www2.calstate.edu/apply>



IMPORTANT DATES FOR EOP TRANSFER STUDENTS	TIMELINE
Cal State Undergraduate Application and EOP priority application	October 1 to November 30
Set up your SDSU WebPortal account	After applying for admission
File the FAFSA (Free Application Federal Student Aid) ** Students applying to EOP must file the FAFSA by January 5 in order to receive program consideration.	October 1 to March 2
Set up your SDSU Aid Link account after completing the FAFSA	
Priority deadline for recommenders to submit the EOP recommendation	December 30
EOP extended application deadline	January 15
Final deadline for recommenders to submit the EOP recommendation (no exceptions)	January 31
SDSU Online Supplemental Application for Transfers	By January 22
Apply for SDSU Scholarships http://go.sdsu.edu/student_affairs/financialaid/scholarships.aspx	February
SDSU Admissions notices	March-April
EOP admissions notices follow SDSU admissions notices	March-May
AA-T/AS-T degree verification from community colleges due	March 15
Explore SDSU	March 23
Deadline to Submit Intent to Enroll /\$400 deposit and official transcripts from all colleges/universities attended.	May 1
Final transcripts due/Final ADT verification due	June 30
EOP First Contact Orientations (mandatory/free)	June
New Transfer Student Orientations (first two weeks in August)	August
** Or if applicable, www.caldreamact.org	Check for date

3

EOP History

1960's Civil Rights

Cal State LA: 1968

- Instrumental in establishing EOP:
 - Black Student Union (BSA)
 - United Mexican-American Students Association (UMAS)
- Discovered 2% FTF = special admits could gain admission > Cal State LA
- Pushed administration > extend the special designation (*mostly applied to athletes*) to underrepresented students.



1968 SF State student strike

Spring 1968

50 special admit slots/underserved populations

Summer 1968

Associated Students \$40K 'Minority Student program'

Cal State did not grant the 50 slots

Intense, public student demonstrations

Fall 1968

Pilot program admits the first 50 = Precursor to EOP



Senator John. L Harmer
SB 1072 , 1969

Other CSU campuses: 1968 SF State College: five months of protests/longest university student-led strike in history

1969: **SB 1072 (Harmer Bill)** established EOP as a CSU state-funded program

3

EOP Eventually everything connects

Can you ID these images?



1. Womens & Organized labor movements
2. Rosa Parks
3. Farm workers movement
4. MLK & JFK assassinations
5. 1968 SF State student strike, Berkeley protests ...

3

EOP in education

Read more about it...

1960's Civil Rights

The Real History of the SFSU Student Strikes, 1968-1969
Socialmatter.net

History of EOP Cal State LA <http://www.calstatela.edu/eop/history-educational-opportunity-program>

EOP Timeline, Cal State San Francisco <http://eop.sfsu.edu/content/history-eop>

History is a Weapon. An Open Letter to My Sister Angela Y. Davis by James Baldwin

Topics:

1960s Berkeley Protests

Dolores Huerta, Philip Vera Cruz, Cesar Chavez & the Farmworkers Movement

The Rise and Demise of the Black Panther Party

"Buses Are A'Comin," a [narrative](#) of the 1961 Freedom Riders
pophistorydig.com

*"Civil rights is the unfinished business of America."
-T. Kennedy*

EOP admitted students
Do not need to re-apply
each year

3

EOP Services

Who

- ✓ EOP Provides academic support and retention services to students from first generation, historically low-income underrepresented backgrounds.
- ✓ EOP participants have the potential to succeed at a CSU yet have been unable to realize this potential because of their economic or educational history.

Eligibility

- ✓ California resident or AB 540 [student](#)
- ✓ Low income > EFC \$1,500 or less
- ✓ First generation college (OK if brothers and sisters have earned a degree)
- ✓ Apply : Cal State Apply by the posted deadline and complete Financial Aid application
- ✓ SDSU provisionally admitted

3

EOP @ a Glance

Spring 2018 2,492 matriculated students*

Admit Target: 300 FTF & 300 TRN

By Class (classification based on units earned)

• Freshmen	239/2491	10%
• Sophomores	206/2491	8%
• Juniors	678/2491	27%
• Seniors	1368/2491	55%

By Ethnicity

• Hispanic/Latino	1407/2491	57.0%
• Asian	333/2491	13.0%
• White	324/2491	13.0%
• Black/African American	246/2491	10.0%
• Multiple Ethnicities	101/2491	4.0%
• Hawaiian/Other Pacific Islander	11/2491	.4%
• American Indian	18/2491	.7%
• Declined/Blank	51/2491	2.0%

By Age Ranges

• 18-24	2036/2491	82%
• 25-29	292/2491	12%
• 30-39	112/2491	4%
• 40+	51/2491	2%



By College

• Sciences	450/2491	18%
• Professional Studies and Fine Arts	412/2491	17%
• Arts and Letters	332/2491	13%
• Business Administration	338/2491	14%
• Health and Human Sciences	364/2491	15%
• Engineering	312/2491	13%
• Undergraduate Studies	142/2491	5%
• Education	141/2491	5%

• Sciences 450/2491

By Gender

• Female	1561/2491	63%
• Male	930/2491	37%
• Declined/Blank	3/2491	<1%

By Special Populations

• Veterans	2/2491	.08%
• AB-540	83/2491	3.0%
• SDSU Guardian Scholars	83/2491	3.0%

By Housing

• On campus	749/2491	30%
• Commuter	1742/2491	70%

* 5% attend IV Campus, Calexico
EOP tables: Charlotte Moore

3

EOP Services

Outreach & Recruitment

8-12 Schools, Community college outreach, presentations, tours, training, special events, orientatations, volunteer program and more...

Academic Counselor

Class advising, graduation requirements, career selection, assistance with personal issues and letters of recommendation, grad school support, referrals to other support services

Transitional Programs

First Contact Orientation
B.E.S.T. Summer Bridge Program (5 weeks)
Transfer Bridge (1 week/late July)

Learning Support Center

Tutorial Services, Student Success Workshops, Computer lab & Study areas

SOAR Mentoring Program

Peer Mentoring support and networking

Undocumented Student Resource Area

Mentor, Student org. activities, workshops, one dedicated professional staff



Guardian Scholars Program/ Resource Area

Foster Youth, Wards of Court, Unaccompanied Homeless Youth or Under Legal Guardianship

Financial Support

Financial Aid Counseling
EOP Grant up to \$500 - eligible
Future Scholars Scholarship
Sponsorship to conferences, workshops, luncheons

Volunteer Opportunities:

EOP Volunteer Program (RISE)
EOP Student Advisory Board (ESAB)

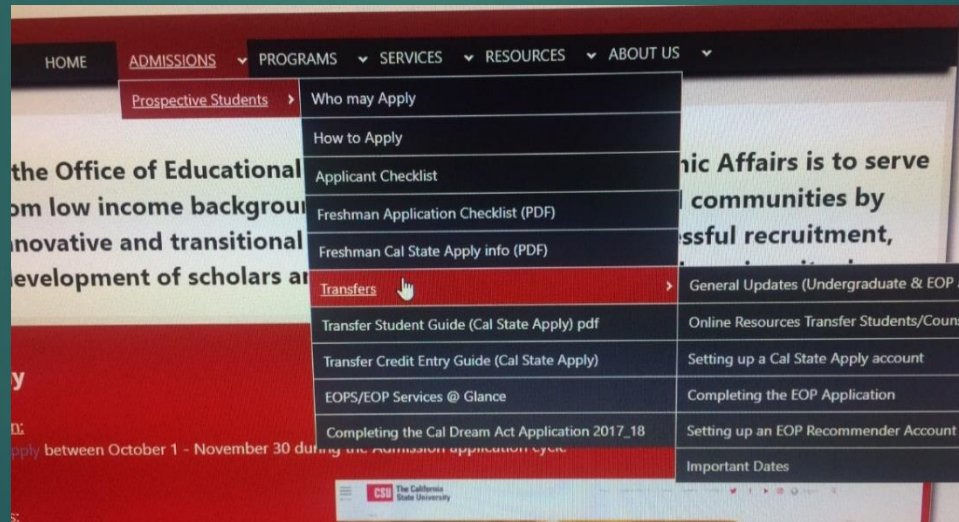
EOP Graduation Ceremony

4

Online Support

EOP Homepage <http://studentaffairs.sdsu.edu/EOP/>

- EOP Important Dates Timeline
- EOP application steps
- Click on: **ADMISSIONS** Tab> Prospective Students> Transfers




4

Online Support

www2.calstate.edu/apply

Cal State Apply & More...

- Cal State Apply [FAQ](#)
- CSU Application Fee Waiver Eligibility [Criteria](#) & [Checklist](#))
- 2018-19 EOP [Income](#) Guidelines
- CSU Admissions Handbook [2018-19](#)
- To change my degree goal prior to submitting the undergraduate application > Cal State Apply account> Top right corner> Click on  **Extended Profile**
- [2018-19](#) FAFSA Worksheet & Filing Tips
- ADT [Redirection](#) campuses
- Tech [Support](#)

4

Cal State Apply

www2.calstate.edu/apply

Cal State account set up

- Create Account + Complete Profile =

▼
Username
+
Password
+
= CAS ID#

▼
Education level
+
Military status
+
= Citizenship status

None = Undocumented students
Non Resident = Out of state
Cannot be modified later

Welcome to the CSU: Start your application



Cal State Apply Tech Support: 857.304.2087

Email: Calstatesapply@liaisoncas.com

CAS ID#> located under your name in the upper-right corner of the application

4

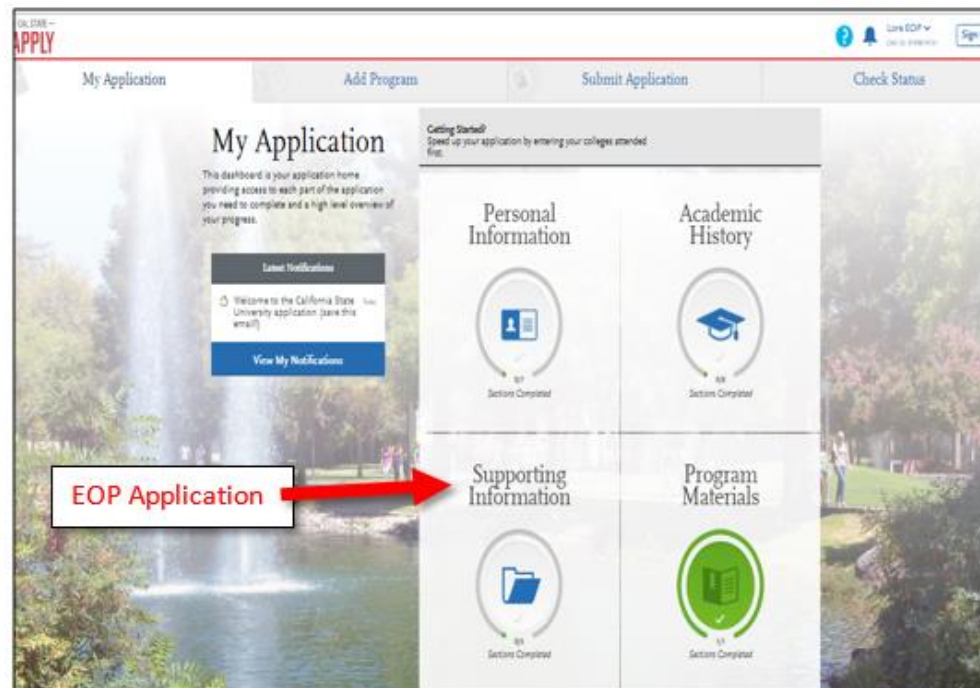
Cal State Apply

The EOP Application (Undergraduate)

The EOP
Application:
Three Steps + Two
Recommendations

My Application dashboard for California residents

1. Personal Information> 7 sections
2. Academic History> 8 sections
3. **Supporting Information>** 5 sections
 - **The EOP application appears under Supporting information**
4. Program Materials> 1 section



4

Cal State Apply

The EOP Application

The EOP
Application:
Three Steps + Two
Recommendations

The screenshot displays the Cal State Apply dashboard. At the top, the navigation bar includes "CAL STATE APPLY", user information "Lore EOP" with CAS ID "9196619131", and a "Sign Out" button. Below the navigation bar are four main menu items: "My Application", "Add Program", "Submit Application" (with a notification icon), and "Check Status".

The "My Application" section features a welcome message: "This dashboard is your application home providing access to each part of the application you need to complete and a high level overview of your progress." To the left, a "Latest Notifications" box lists two messages: "Cal State Apply application submitted" dated 07/23/2018 and "Welcome to the California State University application (save this email!)" dated 07/16/2018, with a "View My Notifications" button below.

The central focus is the "Supporting Information" section, which shows a folder icon and "5/5 Sections Completed". Below this, a list of application components is shown with checkmarks indicating completion:

- Associate Degree for Transfer (ADT) ✓
- 1. Educational Opportunity Program (EOP) ✓
- 2. EOP Parent/Guardian Information & Financial Status ✓
- 3. EOP Biographical Questions ✓
- EOP Recommendations ✓

4

Cal State Apply

The EOP Application:

The EOP
Application:
Three Steps + Two
Recommendations

EOP Step 1 EOPS/EOP

- Are you EOPS?
- Do you wish to apply to EOP?
- Previously attended a CSU
- Participation in CCC support programs
- Live on campus/off campus
- Brothers/sisters in K-12, attending college, Bachelor's
- Language spoken at home
- Public assistance during the last 10 years
- Participated in Publically funded programs
- Work to contribute to family household

EOP Step 2 Parent/Guardian, Financial Information

- Income, education, occupation
- Financial status, # household, etc.
- Are you dependent/independent of parental support?
- Complete the Free Application for Federal Student Aid (FAFSA) or California Dream Act application.

EOP Step 3 Biographical Information (short essays)

- Family background/Career & Personal goals/Academic background/Volunteer/Extracurricular work/Additional information

*Note bottom of page:
Applicants can apply
to the CSU campus first
and **return later on** to
complete the EOP
application
**within the campus
application period.***

4

Cal State Apply

The EOP Application:
Three Steps + Two Recommendations

The 2 EOP Recommendations (Student applicant)

Create EOP Recommendation Request

* Indicates required field.

Recommender's Information

- * First Name: Lulu
- * Last Name: Counselor
- * Email Address: malo@sdsu.edu
- * EOP Deadline: 01/15/2019 (MM/DD/YYYY)
- * Personal Message to Your Recommender: Thanks again for your support.

Waiver of Recommendation

- * I waive my right of access to this recommendation. Yes No
- * Permission to Contact Recommender I hereby give permission to contact this recommender via email to request the completion of the recommendation form and letter of recommendation. If my recommender does not submit an online recommendation form in response to the email request, it is my sole responsibility to contact the recommender directly to ensure all recommendations required by the EOP programs are received by the deadline.
- * Permission for Schools to Contact Recommender I understand that the EOP offices at the campuses to which I am applying may contact the recommender for the information provided and/or for further clarification of the information provided, and I hereby give schools to do so.

Save This EOP Recommendation Request

To "resend" a recommendation request click on pencil icon. This will open up the recommender's contact information w/ option to edit & resend

Resend This EOP Recommendation Request

To EOP Applicant:
✓ Requires 2 EOP recommendations
✓ Provide at least two weeks for your recommender to complete the recommendation

Final deadline for recommenders to submit the EOP recommendation is January 31st (no exceptions).

4

Cal State Apply

The EOP
Application:
Email to the
Recommender

The EOP Recommendation: The Recommender

From: Calstateapply@liaisoncas.com <Calstateapply@liaisoncas.com>

Sent: Monday, September 17, 2018 11:39 AM

To: malo@sdsu.edu

Subject: Applicant Recommendation Request

Dear **Lulu Counselor**,

Lore EOP has requested that you provide an online recommendation as part of their application to the CSU.

[Access the Cal State Apply Recommendation Portal](#)

Lore EOP provided the following comments to you in their recommendation request:

Thanks again for your support.

To help you create and submit this important information for the applicant, please follow these steps:

1. Navigate to this URL: <https://recommendations.prelaunch.liaisoncas.com/recommendation/ui/register?email=r6FyCo2z0nbWlxm0uPI7cgieie>
2. If this is your first time accessing the Evaluator Portal, you will need to create an account.
3. If you have previously created an account, use the login information previously established to log back in and complete this evaluation.
4. If you do not remember your password and need to reset it, please [click the forgot password link](#).

After logging into the CAS Evaluation Portal, you'll be taken to an account page where you add your details and contact information, then you will be able to Accept or Decline the recommendation request.

If you accept the request, click the Accept button, then click the applicant's name to open the recommendation form. |

If you have technical questions about this recommendation request, please contact Liaison Student Support at **857-304-2087** .

Cal State Apply

Please do not reply to this automated message.


4

Cal State Apply

The EOP
Recommendation
Recommender
account

The EOP Recommendation: (Recommender account)

Recommendation Portal <https://recommendations.prelaunch.liaisoncas.com/recommendation/ui/login>



Recommender portal

Recommender account:

- Email & Password

Basic information:

- Title, Name

Professional Information:

- Occupation, Organization, Job Title, Phone

From: info@liaisoncas.com <info@liaisoncas.com>

Sent: Monday, September 17, 2018 3:40 PM

To: malo@sdsu.edu

Subject: Welcome To LiaisonCAS Evaluator Portal

Hi Lori Maui

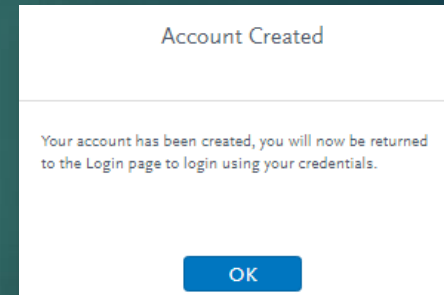
Congratulations! You have completed the sign up process and account creation to Letters.

Please login to <https://letters.liaisoncas.com/recommendation/ui/login>

Your username is malo@sdsu.edu

Sincerely,

The Liaison Team



Create an account:

If this is your first time using this service, please create an account to access your recommendation requests

Create Account

Liaison Centralized Application Services
www.liaisonedu.com

4

Cal State Apply

The EOP
Application:
Recommender
account

The EOP Recommendation: (Recommender account)

Recommendation Portal <https://recommendations.prelaunch.liaisoncas.com/recommendation/ui/login>

The screenshot shows the 'Requests' page in the EOP Recommendation Portal. The page title is 'Requests'. On the left, there are filters for 'View' (Expanded/Collapsed), 'Sort By' (Requested On), and 'Show:' (Accepted (0), Requested (1), Completed (0), Declined (0), Expired (0), Clear All). The main table has one row for 'Lore EOP - Requested'. The table columns are: Applicant Email (malo+test@sdsu.edu), Type (EOP), Requested On (Sep 16, 2018), Applying to (Cal State Apply), Access (Waived), Requested By (Jan 14, 2019), and Programs (San Diego Undergraduate - TEST Psychology - Applied Arts (AA-T only) (Imperial Valley Campus)). At the bottom right of the row, there are 'Decline' and 'Start' buttons. A callout box points to the 'Start' button.

If you have a previous recommender account and your contact information has changed...
Help>top right corner

Click **Start** button to begin.
Save & Exit or
Preview & Submit

Liaison Centralized Application Services
www.liaisonedu.com

"If you need help, email us at:" Help@UniCAS.com

OR Cal State Apply Tech Support: 857.304.2087

Thank you for your participation.

Contact:

EOP Program
San Diego State University
Student Services East, 2109
(2nd floor, above Career Services)

Phone: 619.594.6298

Fax: 619.594.4299 or 5245

Website: <http://studentaffairs.sdsu.edu/EOP/>



@sdsu_eop
Instagram



@EOP at SDSU

Subscribe to our
YouTube Channel @EOPSDSU

Subscribe to our newsletter



SAN DIEGO STATE
UNIVERSITY

Educational Opportunity Program

EOP Presentation at a glance

TOPIC	SLIDE NUMBER
Title Page	1
Talking Points	2
EOP & SDSU News	3
EOP Timeline	4
EOP History	5-7
EOP Eligibility	8
EOP Student Demographics	9
EOP Services	10
EOP Online Resources & Helpful Links	11-12
Cal State Apply Account Set Up	13
CSU Application Dashboard	14
EOP Application	15-16
EOP Recommendation-Student	17
EOP Recommendation-Recommender	18
CAS Account	19-20
End /EOP Contact Information	21